



School:
Name of Student:
Sets: triangle, circle, square
Further tools: paper, pencil
Date:

STUDENT
PUSE Task Number
A
309

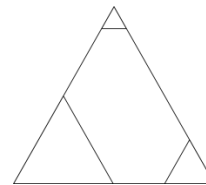
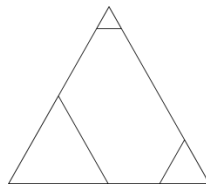
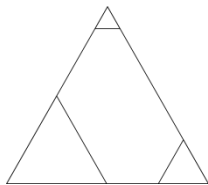
Description of the task:

During this activity, you will work in pairs. One of you will say the name (code) of an element of the set and the other person has to colour the element accordingly.

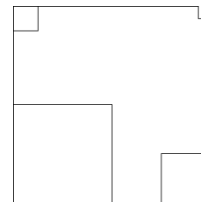
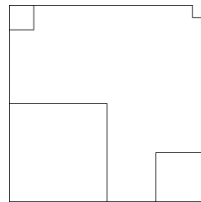
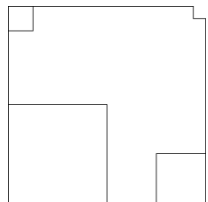
For example: SRGBY



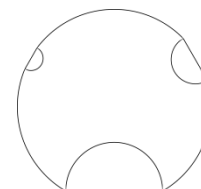
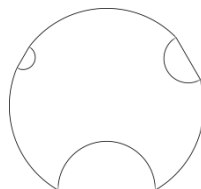
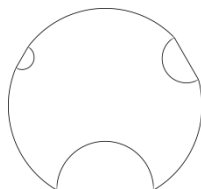
Solution(s) of the task:



Name: _____



Name: _____



Name: _____

Remarks / Self-evaluation: